

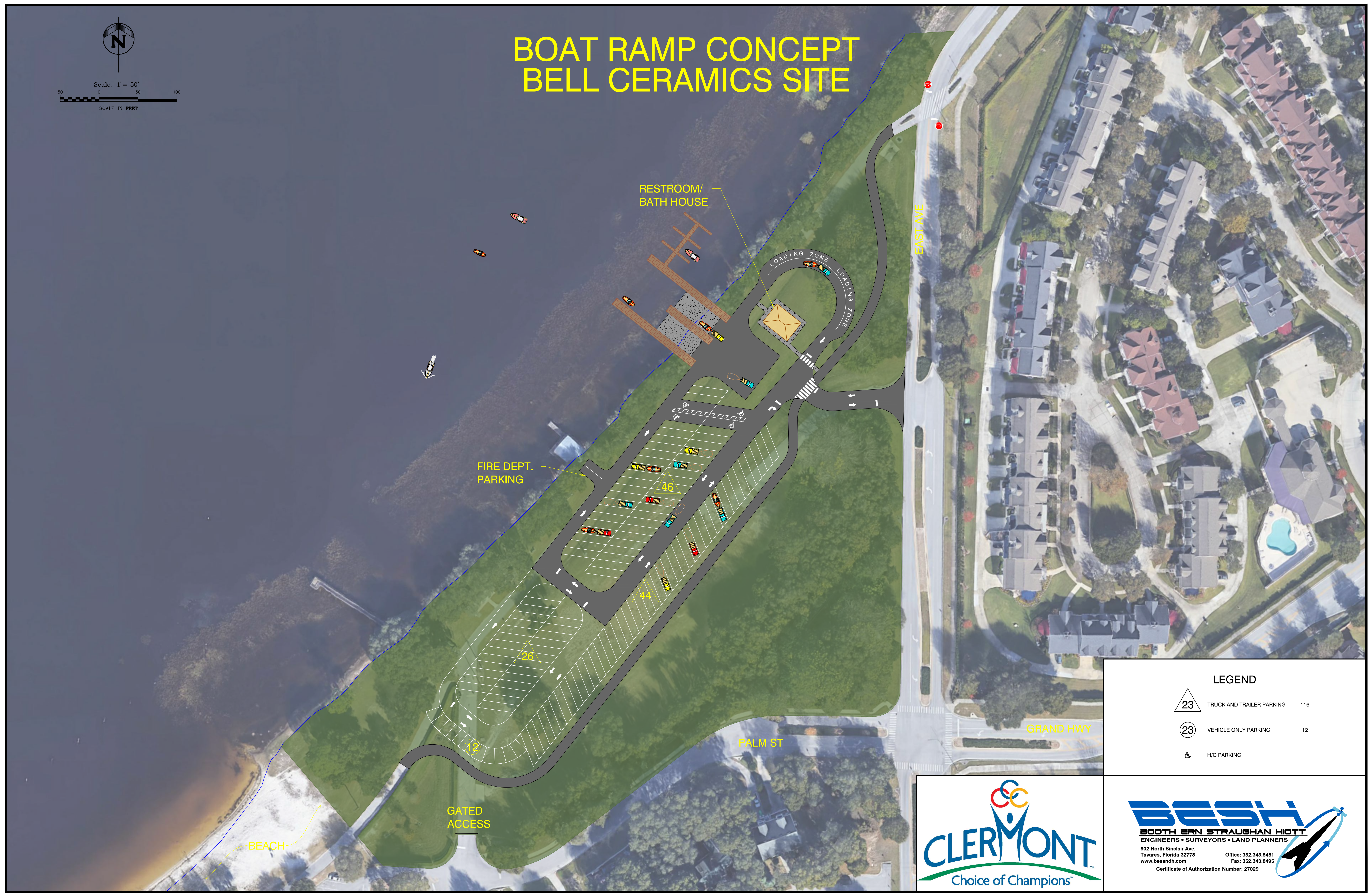


Scale: 1" = 50'



SCALE IN FEET

BOAT RAMP CONCEPT BELL CERAMICS SITE



RESTROOM/
BATH HOUSE

LOADING ZONE
LOADING ZONE

FIRE DEPT.
PARKING

46

44

26

12

GATED
ACCESS




BEACH

PALM ST

EAST AVE

GRAND HWY

LEGEND

-  TRUCK AND TRAILER PARKING 116
-  VEHICLE ONLY PARKING 12
-  H/C PARKING



BESH
BOOTH ERN STRAUGHAN HOTT
ENGINEERS • SURVEYORS • LAND PLANNERS

902 North Sinclair Ave.
Tavares, Florida 32778
www.besandh.com

Office: 352.343.8481
Fax: 352.343.8495
Certificate of Authorization Number: 27029

